


Download



File was found and ready to download!
UPDATED 14 HOURS AGO


Fastest Source: **useget.nl**


Click the download button and select one of the found cloud sources.

6.4


★★★★★


USER RATING


Download 

 SECURE SCANED

You need to [log in](#) before you can post comments.


Navigation


Registration


FAQ

Click on image to enlarge. AutoCAD is a commercial CAD (computer-aided design) and drafting software application. Developed and marketed by Autodesk, AutoCAD was first released in December 1982 as a desktop app running on microcomputers with internal graphics controllers. Before AutoCAD was introduced, most commercial CAD programs ran on mainframe computers or minicomputers, with each CAD operator (user) working at a separate graphics terminal. AutoCAD is also available as mobile and web apps. What does AutoCAD do? AutoCAD is a 3D CAD, graphics, and drafting software program that enables its users to create two-dimensional and three-dimensional technical drawings, plans, and diagrams. The software can be used to create technical drawings, models, animations, and renderings.

Autodesk has done a number of high-profile projects with AutoCAD, including the Sydney Opera House and the Kumbh Mela Temple. AutoCAD is also the world's leading drafting software with nearly 100 million users. The software is used in numerous industries, including architecture, engineering, construction, and manufacturing. In fact, it is the tool of choice for many of the largest architectural firms in the world. What is AutoCAD? AutoCAD is a proprietary application and can be purchased and licensed as a desktop app, the cloud, or as a subscription-based service. It is currently available as a desktop app on PC, Mac, or Windows tablet computers. Its sister product, AutoCAD LT, is a budget-priced alternative.

AutoCAD/AutoCAD LT is used for architectural, engineering, construction, manufacturing, and technical drawing creation. AutoCAD is available in the cloud via WebEx, a web-based collaboration tool. Excel spreadsheets have become increasingly important, but they don't offer the level of precision that AutoCAD does. AutoCAD can be used in the cloud (for Windows) and also in the desktop environment. The application is also available in mobile and web apps. The current version of AutoCAD is released on a rolling basis, and new versions are available for download from the Autodesk website. Version and download AutoCAD 2017 The release cycle for new AutoCAD 2017 versions is five months. Updates to the application may be released via Autodesk's AutoC

There is also the open-source Seqware GML project. History AutoCAD Classic was released in 1986, and was originally the first Autodesk product (in existence since 1984) for the AutoCAD brand name. In 1996, Autodesk released the more user-friendly Autodesk Delphi application. AutoCAD was based on an interpreted language called AutoLISP and it was developed by John Walker at the MITRE. Autodesk acquired AutoLISP in 1997, and used it in AutoCAD 2000, as well as in their 2003 product, Autodesk Architectural Desktop. The design and engineering software company Autodesk was acquired by German software company, SAP, in 2005. After the merger of the two companies in 2010, the Autodesk name and the Autodesk, Autodesk Inc., and Autodesk Inventor brands became part of the Autodesk, Inc., subsidiary of the SAP group in 2016. AutoCAD LT was released in 2005. As part of a 2005 product upgrade, the discontinued version of AutoCAD, AutoCAD LT, was rebranded as AutoCAD Standard, and it included a revised user interface, improved vector features, support for file formats from other software, and the ability to print engineering drawings. The AutoCAD X3 application was

released in 2009 as a replacement for AutoCAD LT. AutoCAD LT and AutoCAD X3 are no longer developed or sold by Autodesk. In 2012, Autodesk acquired Grasshopper. On June 10, 2018, Autodesk announced that it would discontinue support for all versions of AutoCAD (including the AutoCAD LT and AutoCAD X3) after 2020. This includes the customer forum, with its support being redirected to the Autodesk Developer Network. Features AutoCAD is a two-dimensional drafting, design, and modeling software application that supports 2D drafting, design, simulation, analysis, 3D modeling, engineering, technical illustration, and computer-aided manufacturing. Editing functions include the drawing canvas, editable layers and shapes, and a selected set of drawing tools. Selection can be restricted to specific layers, so that any changes to a certain layer do not affect any other layers. Features for 2D drafting include chamfering, text, dimensions, area, and polar area tools, as well as 5b5f913d15

Go to the Options menu, select Tools > Keygen and run the keygen. After you're done, switch off the program and save the generated license file (.licx) on your computer. If you were using the original license key, you can also use the keygen. References External links

Category:Autodesk softwarees, the founding document of a new wave of Italian Nationalism. It was first published in Paris in 1814. The attacks had hardly begun when the first woman were killed. "It was a horror," A.L.F. di San Martino, wife of the Minister of War, wrote that night. "Who can say what horror there will be tomorrow?" There would be no turning back. ##

Contents 1. Title Page 2. Contents 3. Copyright 4. Dedication 5. Prologue: The Black Bird 6. 1. The Mayor of Treviso 7. 2. The Lone-eyed Leopard 8. 3. The Brothers 9. 4. The Hatred of the Left 10. 5. The Enemy of the Left 11. 6. Soldiers and War 12. 7. At the Circus 13. 8. The Bullet 14. 9. The Case 15. 10. The Corruption of State 16. 11. The Violinist 17. 12. The Pope 18. 13. Satan and the Devil 19. 14. The Abducted 20. 15. Paradise 21. 16. The Man Who Did Not Die 22. 17. The Last Beating 23. 18

What's New in the AutoCAD?

AutoCAD 2023 introduced Markup Assist, an optional user-facing component that lets you collaborate faster and more effectively by sending annotated files and giving instant feedback on changes. This article will show you how you can use Markup Assist in AutoCAD to make your life easier. When using AutoCAD for authoring, you typically have to perform certain steps to get your designs ready for the printing process. For example, to prepare a drawing for printing, you must perform steps such as image export and create a template. This can be a lot of manual work if you're working on a design that has a lot of images and you have to create a template for each image to get ready for printing. In a typical workflow, AutoCAD does a lot of the legwork for you, which is good. You can focus on what you know best, which is designing. But this also means that it's easy to miss something that the software would do better for you. If you miss an important step, you can't get your printed files back and your image quality suffers. To solve this, AutoCAD comes with a design solution called Markup Assist. Markup Assist is a tool that you can use to quickly and efficiently send files with annotations to others, and receive feedback on changes to a drawing. Markup Assist also lets you add annotations to a document that don't show up in the normal design or print process. For example, you can add annotations to a drawing or design that are used only when the drawings are being marked up. The ability to send and receive annotations in AutoCAD is a great new feature that lets you communicate with other users quickly and easily, without the need for email and attachments. In this article, I'll show you how you can send and receive comments, and also how you can use Markup Assist to annotate your drawings. Save Markup Assist As a Component, and Attach It to a Drawing To send feedback in Markup Assist, first make sure that you have AutoCAD 2023 installed. Next, download the Markup Assist component by clicking [here](#). After you have the component downloaded, launch Autodesk app, open File, then click on Components, and click on the dropdown menu in the upper left-hand corner, then click Add Component. In the Add Component dialog, browse to the Markup Assist folder,

Microsoft Windows XP, Vista, or 7 128 MB of RAM (256 MB recommended) Graphics Card 512 MB Sound Card 128 MB (256 MB recommended) Hard Drive 3.5 GB Free Download: game-2-x.zip 1.32 MB View Download: dkx-1-x.zip 4.23 MB Download: bink-1-x.zip Download: pp-1-x

<https://bitakeyhani.com/wp-content/uploads/hilder.pdf>
<https://islamiceducation.org.au/autocad-crack-download-mac-win-april-2022/>
<http://mir-ok.ru/autocad-22-0-crack-3264bit/>
<http://maxcomedy.biz/wp-content/uploads/2022/06/cayylad.pdf>
<https://integritysmallbusiness.com/wp-content/uploads/2022/06/AutoCAD-4.pdf>
<https://befriend.travel/wp-content/uploads/2022/06/voorhear.pdf>
<http://www.ventadecoaches.com/wp-content/uploads/2022/06/mirody1.pdf>
<https://www.blackheadpopping.com/wp-content/uploads/2022/06/canfai.pdf>
<http://www.delphineberry.com/?p=675>
<https://buycoffteemugs.com/autocad-crack-serial-key-download-macwin/>
https://stinger-live.s3.amazonaws.com/upload/files/2022/06/MhT2JZyYKKojuK9vdj4k_07_13464cdf3d1cc1c7854ff2d467c2854_file.pdf
https://telco.es/upload/files/2022/06/chlNkBGfE222ltLul1aDsK_07_15c5a64935a6d128d6a14851b9ba5d9b_file.pdf
<https://reputation1.com/autocad-crack-download/>
<https://wechatbiz.com/en/china-market-insights/autocad-crack-free-updated-2022/>
<https://honorrolldelivery.com/wp-content/uploads/2022/06/me1jan.pdf>
<https://khakaidee.com/wp-content/uploads/2022/06/AutoCAD-5.pdf>
https://facenock.com/upload/files/2022/06/TApQsRnIWj3ksJ7HK3KP_07_a51ab36c32d4867f7b2a907ae476fcfe_file.pdf
<https://aipigunugram.com/wp-content/uploads/2022/06/AutoCAD-7.pdf>
https://xn--wo-6ja.com/upload/files/2022/06/Gpbz1FoheRwVn43tDqwG_07_a51ab36c32d4867f7b2a907ae476fcfe_file.pdf
<https://overmarket.pl/oferty/autocad-crack-x64-2/>